










# WRITING CONTINUED

## WRITING PROMPTS


To complete the writing prompt activity the students will pick something to write about that fits within the category listed. They may say they have written about that topic before. If they do, simply instruct them to pick something else that they haven't written about that falls within the category. For example, a child may have written about spinach for the prompt titled, "A Food I Don't Like." He can do the writing activity again by selecting another food he dislikes.

Before beginning the activity, review the expectations. Students should use their best efforts to write a detailed paragraph about the topic and illustrate their writing with a quality drawing.


**Today they will be using:**

<input type="checkbox"/> 	<input type="checkbox"/> 	<input type="checkbox"/> 	<input type="checkbox"/> 
<input type="checkbox"/> 	<input type="checkbox"/> 	<input type="checkbox"/> 	<input type="checkbox"/> OTHER

**When they are finished...**



# WRITING ACTIVITIES



# Plan and Write a Story

Name: \_\_\_\_\_

# Plan a Story

Good writers plan out their stories before writing them.

Plan a story by picking characters, a setting, a problem and a solution.

**Characters**

**Setting**

**Problem**

**Solution**



Name: \_\_\_\_\_

# Plan a Story

Good writers plan out their stories before writing them.

Plan a story by picking characters, a setting, a problem and a solution.

## Characters

---

---

---

---

---

---

---

---

## Setting

---

---

---

---

---

---

---

---

## Problem

---

---

---

---

---

---

---

---

## Solution

---

---

---


---

---

---

---


---



Name: \_\_\_\_\_

# Story Board

Use the story plan you created to sketch your story.



1

2

3

4

5

6

7

8

9



**Written & Illustrated By**

---






# Writing Prompts

Name: \_\_\_\_\_

# A Place I Have Been

Draw a picture of a place you have been. Write about it.



A large, empty rectangular box with rounded corners, intended for drawing a picture of a place the student has been.

Eight horizontal lines provided for writing a description of the place.










Name: \_\_\_\_\_

# Today at School

Draw a picture of something that happened at school today. Write about it.



A large, empty rectangular box with rounded corners, intended for drawing a picture of an event from school.

A series of ten horizontal lines provided for writing a description of the event.



Name: \_\_\_\_\_



# Someone Important

Draw a picture of someone important to you.

Write about that person and explain why he/she is important.

A large, empty rounded rectangle with a thick black border, intended for drawing a picture of someone important to the student.A series of ten horizontal lines spaced evenly down the page, intended for writing a description of the person and explaining their importance.

A large rectangular area with a thick black border, containing 20 horizontal lines for writing. The lines are evenly spaced and extend across most of the width of the page, leaving a small margin on the left and right sides.