



# MATH

Use the following to complete the writing activities:


- The activity pages that have been checked off below.
- a pencil
- crayons
- color pencils
- dice
- other: \_\_\_\_\_



## CALENDAR SKILLS

To complete the calendar activity, the students will fill in the dates sequentially for the current month and identify the days as prompted. They will then make skilled observations about the month and answer the questions. Explain the steps to them. This activity would be best completed . . .


\_\_\_\_\_ together as a class \_\_\_\_\_ in small groups \_\_\_\_\_ with partners \_\_\_\_\_ on their own



## ROLL & COMPARE

To complete the activity students will need the paper and a number cube. Explain that they will roll the cube four times to create a 4-digit number. For example, if they roll a 3, 2, 5 and a 6 they will record 3,256. Write the number in the first box. Roll again and record another 4-digit number in the second box. They then compare the two numbers using the  $>$ ,  $<$  and  $=$  symbol. You should first model how to do this for the students.

\_\_\_\_\_ together as a class \_\_\_\_\_ in small groups  
\_\_\_\_\_ with partners \_\_\_\_\_ on their own



# MATH CONTINUED

## □ ROLL, RECORD, and GRAPH


Name \_\_\_\_\_

### Roll, Record and Graph

Roll 2 dice, multiply the numbers, write the equation. Color a box on the graph to show the product.

1	2	3	4	5	6	7	8	9	10	11	12
1	2	3	4	5	6	7	8	9	10	11	12
1	2	3	4	5	6	7	8	9	10	11	12
1	2	3	4	5	6	7	8	9	10	11	12
1	2	3	4	5	6	7	8	9	10	11	12
1	2	3	4	5	6	7	8	9	10	11	12
1	2	3	4	5	6	7	8	9	10	11	12
1	2	3	4	5	6	7	8	9	10	11	12
1	2	3	4	5	6	7	8	9	10	11	12
1	2	3	4	5	6	7	8	9	10	11	12
1	2	3	4	5	6	7	8	9	10	11	12
1	2	3	4	5	6	7	8	9	10	11	12

EQUATIONS



Use the back of the page if you need more space.

This is a multiplication activity that requires the students to roll 2 dice (or roll a number cube twice), multiply the numbers together, write the equation and graph the product. You will need to explain the directions and model how to do the activity before they begin. This activity would be best completed . . .

\_\_\_\_\_ together as a class \_\_\_\_\_ in small groups \_\_\_\_\_ with partners \_\_\_\_\_ on their own

## □ ODD SNAKES GAME

Name \_\_\_\_\_

### Odd Snakes

The object is to cross off all the even numbers before you cross off all the odd numbers. Write the equation next to the number and cross off the number. If the product equals an odd number, cross off 2.

Round 1		Round 2	
2	equation	2	equation
4		4	
6		6	
8		8	
10		10	
12		12	
14		14	
16		16	
18		18	
20		20	
22		22	
24		24	
26		26	
28		28	
30		30	
32		32	
34		34	
36		36	

Use the back of the page if you need more space.

Name \_\_\_\_\_

### Odd Snakes Game

The object is to be the first to cross off all the even numbers before you cross off all the odd numbers. Write the equation next to the number and cross off the number. If the product equals an even number, cross off 2. If the product equals an odd number, cross off 1.

Player 1		Player 2	
2	equation	2	equation
4		4	
6		6	
8		8	
10		10	
12		12	
14		14	
16		16	
18		18	
20		20	
22		22	
24		24	
26		26	
28		28	
30		30	
32		32	
34		34	
36		36	

Use the back of the page if you need more space.

Please follow the directions written on the page. Explain the directions in detail to the students before beginning the activity. Model how to play before having them work on their own. This activity would be best completed . . .

\_\_\_\_\_ together as a class \_\_\_\_\_ in small groups \_\_\_\_\_ with partners \_\_\_\_\_ on their own

## □ NUMBER OF THE DAY

The number of the day for this activity is: \_\_\_\_\_.

Have the students write that number in the appropriate space on their paper. They will use that number to complete all of the sections on the page.

They will use the back of the page to generate equations that equal the number of the day. Because this is technically an activity that can go on forever the students should not just write 2 equations and say, "I'm done." The activity will be considered complete when: \_\_\_\_\_.

Name \_\_\_\_\_

### NUMBER of the DAY

Today's Number is \_\_\_\_\_

Write the number in expanded form. \_\_\_\_\_

Write the number in word form. \_\_\_\_\_


Is the number \_\_\_\_\_?

Write a number that is ten times the number \_\_\_\_\_.


Write the number in the ten's base and write \_\_\_\_\_.

Use the back of the page to write equations that equal the number of the day.


Blank lined writing area for the 'NUMBER OF THE DAY' activity.




Blank lined writing area for the 'NUMBER OF THE DAY' activity.



Blank lined writing area for the 'NUMBER OF THE DAY' activity.



# MATH ACTIVITIES




Name: \_\_\_\_\_

# CALENDAR SKILLS

Fill in the calendar for this month. Use it to write statements using the words from the word bank below.

Sunday	Monday	Tuesday	Wednesday	Thursday	Friday	Saturday



Write an observation using the word "even."

---

---

---

Write an observation using the word "odd."

---

---

---

Write an observation using the phrase "there are more."

---

---

---

Name: \_\_\_\_\_

Write an observation using the words "last month."

---

---

---

Write an observation using the words "in six weeks."

---

---

---

Write an observation using the word "Wednesday."

---

---

---

Write an observation using the word "weekends."

---

---

---

Write an observation using the word "greater."

---

---


---

Write an observation using the word "less."

---

---

---



Name: \_\_\_\_\_

# NUMBER of the DAY

Today's Number is

Show that number using hundreds, tens, & ones

<input type="text"/>		<input type="text"/>	•
<input type="text"/>			

What is 10 more?

What is 100 more?

Show the number using tallies.

What is 10 less?

What is 100 less?

Write the number in expanded form.

Write the number in word form.


Is the number  
EVEN or ODD?

Write a number that is less than and a number that is greater than the number of the day.

<input type="text"/>	<	<input type="text"/>	>	<input type="text"/>
number of the day				

Write the number in the boxes below and solve.

<input type="text"/> + 23 = ___	<input type="text"/> - 24 = ___
<input type="text"/> + 35 = ___	<input type="text"/> - 37 = ___
<input type="text"/> + 48 = ___	<input type="text"/> - 45 = ___



Use the back of the page to write equations that equal the number of the day.



Name: \_\_\_\_\_

# NUMBER of the DAY

Today's Number is

Write the number 3 ways using hundreds, tens and ones.

hundreds	tens	ones

What is 56 more? What is 237 more?

Show the number using tallies.

What is 87 less?

What is 123 less?

Write the number in expanded form.

Write the number in word form.


Is the number  
EVEN or ODD?

Write a number that is less than and a number that is greater than the number of the day.

<input type="text"/>	$<$	<input type="text"/>	$>$	<input type="text"/>
		number of the day		

Write the number in the boxes below and solve.

<input type="text"/> x 14 = _____	<input type="text"/> x 23 = _____
<input type="text"/> x 20 = _____	<input type="text"/> x 35 = _____
<input type="text"/> x 31 = _____	<input type="text"/> x 48 = _____



Use the back of the page to write equations that equal the number of the day.

















Name: \_\_\_\_\_


# Roll and Compare



Roll the die 4 times. Use the numbers rolled to create a 4-digit number. Write that number in the first box. Roll them again and write another 4-digit number in the second box. Write the  $<$ ,  $>$ , or  $=$  sign in the circle in the middle to compare the numbers.


Name: \_\_\_\_\_

# Odd Snakes



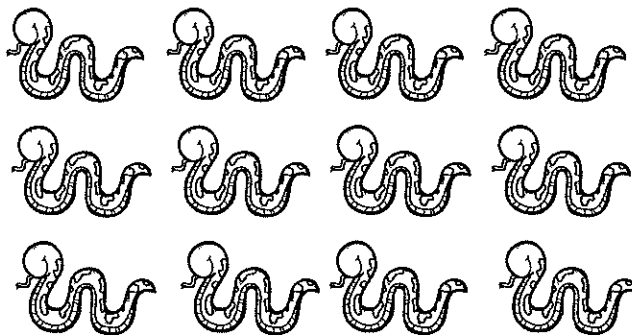
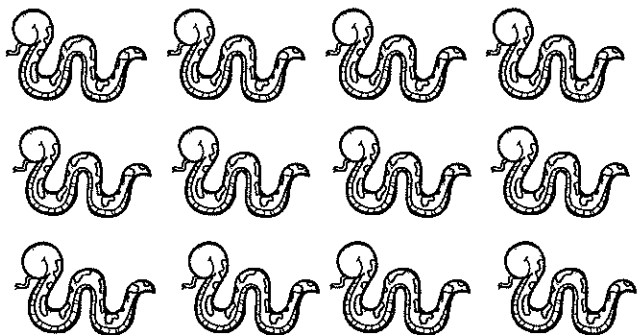
The object is to cross off all the even numbers before you cross off all the snakes. Roll two dice and multiply the numbers together. If the product equals an even number, write the equation next to the number and cross off the number. If the product equals an odd number cross off a snake.

## Round 1

number	equation
2	
4	
6	
8	
10	
12	
16	
18	
20	
24	
30	
36	


## Round 2

number	equation
2	
4	
6	
8	
10	
12	
16	
18	
20	
24	
30	
36	



Name: \_\_\_\_\_

# Odd Snakes Game



The object is to be the first player to cross off all the even numbers before you cross off all the snakes. Roll two dice and multiply the numbers together. If the product equals an even number, write the equation next to the number and cross off the number. If the product equals an odd number cross off a snake.

## Player 1

number	equation
2	
4	
6	
8	
10	
12	
16	
18	
20	
24	
30	
36	

## Player 2

number	equation
2	
4	
6	
8	
10	
12	
16	
18	
20	
24	
30	
36	

