


WORD STUDY

Use the following to complete the word study activities:

- Let each student select his/her own book.
- Have the students use this story: _____
It can be found here: _____
- Other: _____




A worksheet titled "Noun Sort" with a small cartoon character in the top right corner. It has a "Name:" field at the top left. Below the title, there are three sections: "person", "place", and "thing", each with a small icon and several blank lines for writing.

NOUN SORT

A noun is a word that names a person, place or thing. Begin by teaching a short review lesson about nouns. You can have the students verbally identify nouns by asking them to name people, places or things. You could also have them state a noun and then categorize it as a person place or thing. It may be helpful to record the list in writing as a reference. To complete the activity, they will search through a piece of text to find nouns for each category.


ON THE LOOKOUT FOR ADJECTIVES

An adjective is a word that describes a noun. Begin by teaching a short review lesson about adjectives. You could name words and have them show you with a thumb up or a thumb down if the word is an adjective or not. You could also point out an object in the room or a noun they are all familiar with (i.e. bunny, apple, flower) and have them generate a list



A worksheet titled "On the Lookout for Adjectives" with a small cartoon character in the bottom right corner. It has a "Name:" field at the top left. Below the title, there are instructions: "Adjectives are words that describe. Look through your book to find adjectives. Write down names and draw the objects and what the adjective is describing." There are six empty boxes for writing. At the bottom, there are instructions: "Use the back of the paper to pick something from the story and write a list of adjectives to describe it." and a small cartoon character.

of adjectives to describe it. To complete the activity the students will need to look through a text to find adjectives. They should correctly copy the word onto the paper and then add a detailed illustration of the noun the adjective is describing.




WORD STUDY CONTINUED

Name: _____

I SPY VERBS

Look through your book to find verbs. Write them below and draw a picture of each.

Use the back of the paper to list other verbs.

I SPY VERB

A verb is a word that names an action. Begin by teaching a short review lesson about verbs. You could name words and have them show you with a thumb up or a thumb down if the word is a verb or not. You could also have act out verbs and have the students identify what you are doing. To complete the activity the students will need to look through a text to find verbs. They should correctly copy the word onto the paper and then add a detailed illustration to represent the word.

Name: _____

Long Vowel Words

Look through your book to find words with long vowel sounds. Write them below and draw a picture of each.

long a	long e
long i	long o
long u	

LONG VOWEL WORDS

To complete the activity the students will search through a text to find words that include each of the long vowel sounds (a, e, i, o, and u). Prior to starting the activity, you should explain the instructions and review what a long vowel sound is. Remind the students that long vowel sounds can be created in many ways (i.e. The long e sound is made with an "ea" in the word pea, an "ee" in the word feed, a silent -e ending in the name Pete).

Name: _____

Short Vowel Words

Look through your book to find words with short vowel sounds. Write them below and draw a picture of each.

short a	short e
short i	short o
short u	

SHORT VOWEL WORDS

To complete the activity the students will search through a text to find words that include each of the short vowel sounds (a, e, i, o, and u). Prior to starting the activity, you should explain the instructions and review what a short vowel is. It would be helpful to generate and record a list of short vowel words for each letter that can be used as a reference.


WORD ACTIVITIES



Name: _____

Noun Sort

Look through your book to find nouns.
Write them in the correct boxes below.



person

_____	_____
_____	_____
_____	_____
_____	_____

place

_____	_____
_____	_____
_____	_____
_____	_____


thing


_____	_____
_____	_____
_____	_____
_____	_____


Name: _____


I SPY VERBS


Look through your book to find verbs.
Write them below and draw a picture of each.























Use the back of the paper to list other verbs.

Name: _____

On the Lookout for Adjectives

Adjectives are words that describe. Look through your book to find adjectives.
Write them below and draw a picture of what the adjective is describing.






Use the back of the paper to pick something from the story and write a list of adjectives to describe it.

Name: _____

Short Vowel Words

Look through your book to find words with short vowel sounds. Write them in the correct boxes below.



	can
	top
	cat

short a

short e

short i


short o

short u

Name: _____

Long Vowel Words

Look through your book to find words with long vowel sounds. Write them in the correct boxes below.



long a

long e

long i

long o

long u
